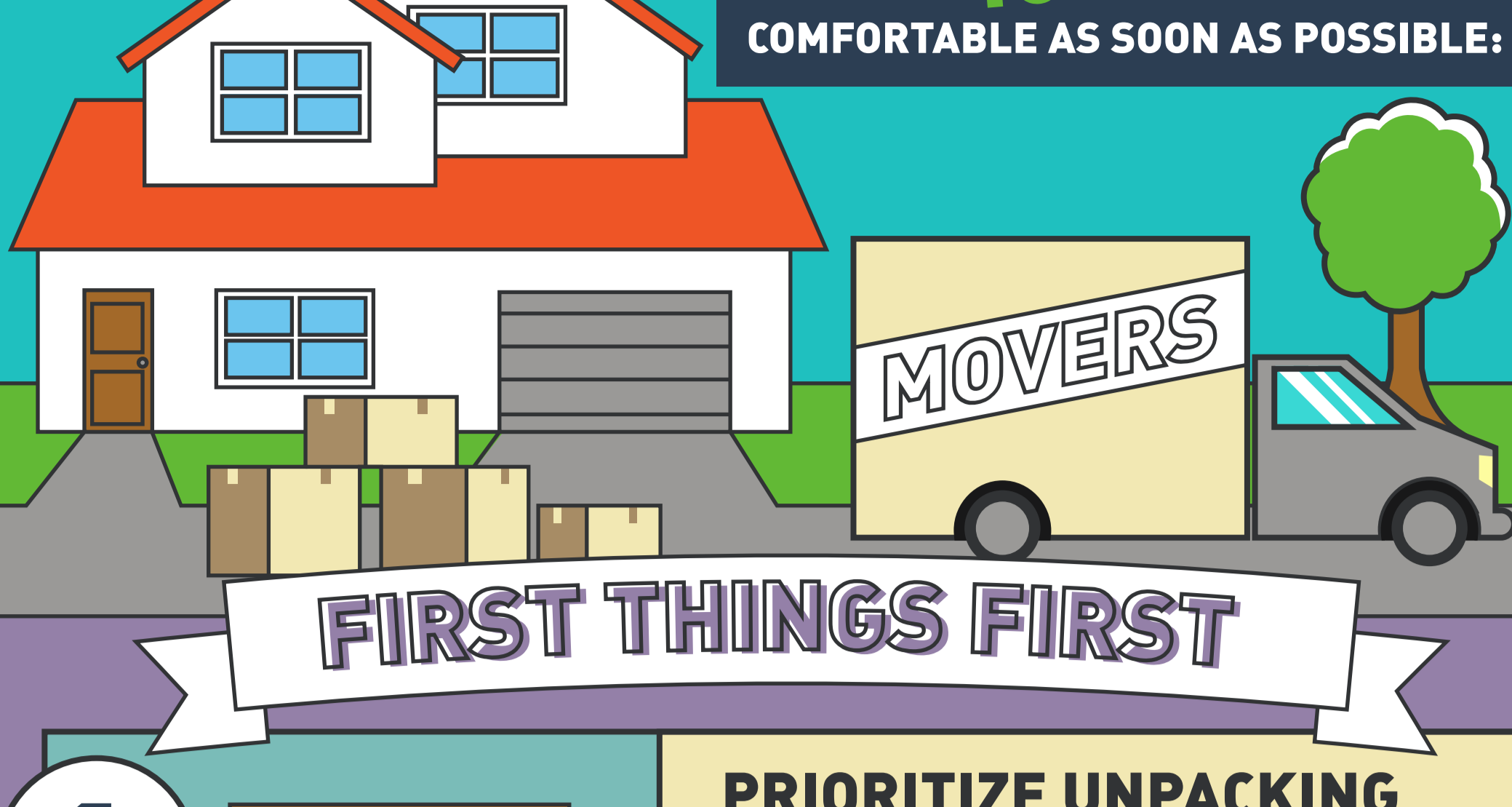


10

WAYS TO MAKE YOUR NEW HOUSE A HOME

Moving into new home is an exciting time! But nobody wants to live in a house full of boxes for too long.

HERE ARE **10** TIPS TO GETTING YOU COMFORTABLE AS SOON AS POSSIBLE:



FIRST THINGS FIRST

1.

PRIORITIZE UNPACKING YOUR BEDROOM CLOSET.

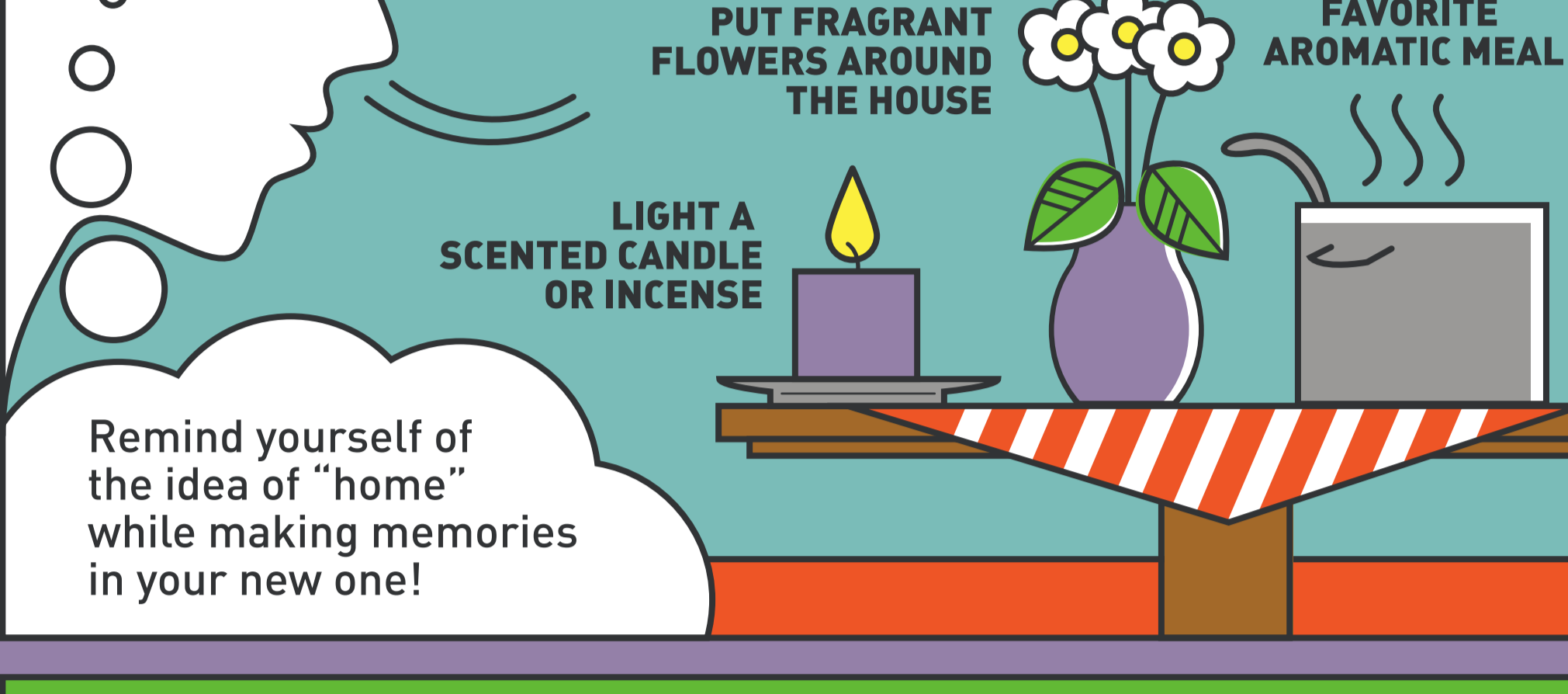
Focus on making your home liveable first, not presentable.



2.

BRING OUT YOUR FAVORITE SCENTS!

Our sense of smell is the most strongly linked to memory!



PUT FRAGRANT FLOWERS AROUND THE HOUSE

COOK YOUR FAVORITE AROMATIC MEAL

LIGHT A SCENTED CANDLE OR INCENSE

Remind yourself of the idea of "home" while making memories in your new one!

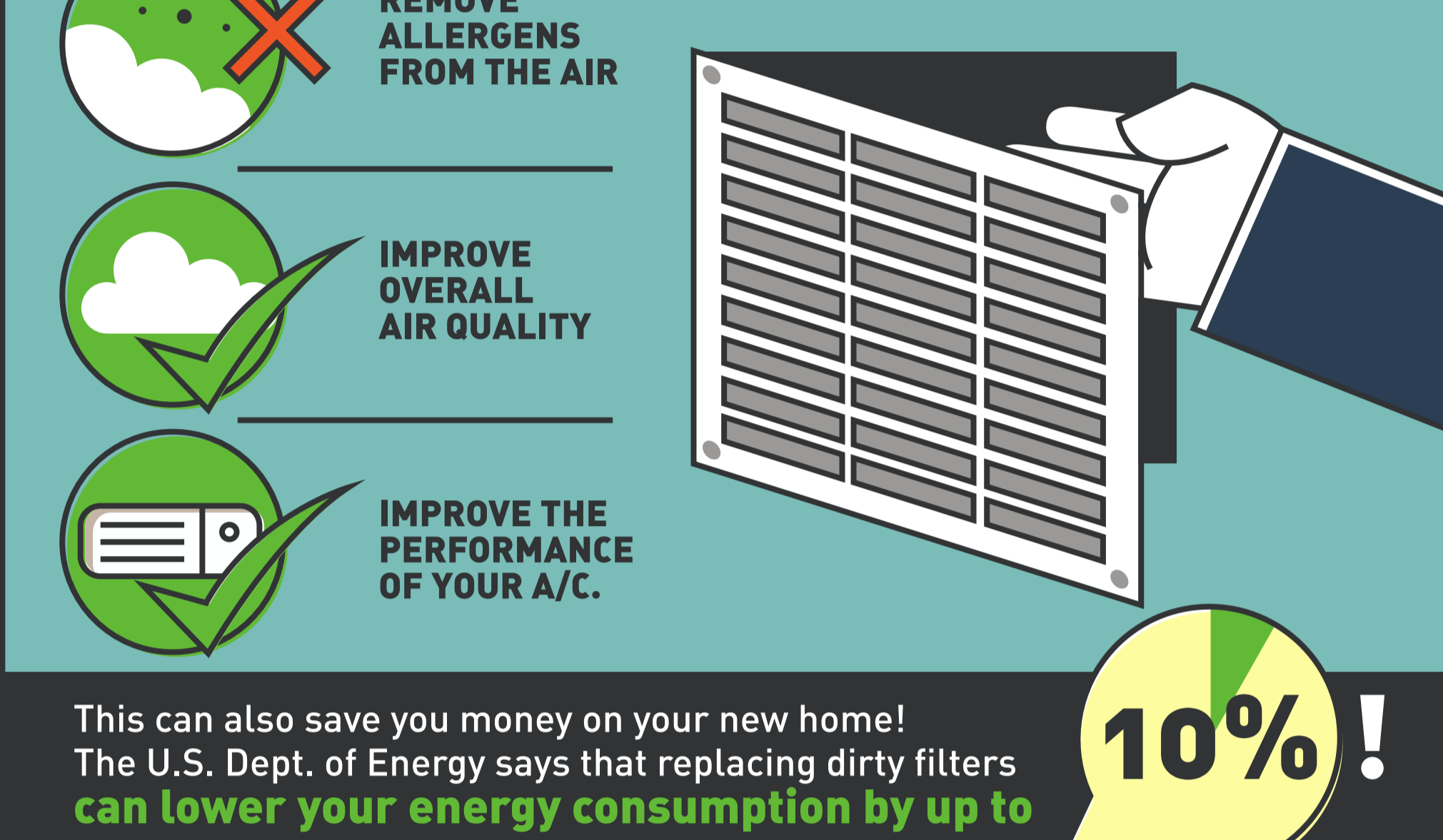
TIP:

GOOD AROMAS WILL CIRCULATE BETTER IF THE AIR IN YOUR HOME IS ALREADY CLEAN, SO BE SURE TO...

3.

CHECK & REPLACE DIRTY AIR FILTERS.

Changing the air filter can...



REMOVE ALLERGENS FROM THE AIR

IMPROVE OVERALL AIR QUALITY

IMPROVE THE PERFORMANCE OF YOUR A/C.

This can also save you money on your new home! The U.S. Dept. of Energy says that replacing dirty filters can lower your energy consumption by up to

10%!

CHECK YOUR TECH

4.

CHANGE BAD BATTERIES ON YOUR...


- Smoke Detector
- Carbon Monoxide Alarm



Roughly 2/3rds of home fire deaths result from homes without working smoke alarms.

5.

SECURE YOUR HOUSE



UPDATE LOCKS OR DEADBOLTS ON DOORS

CHECK FENCING FOR GAPS - ESPECIALLY IF YOU HAVE PETS!

INSTALL OR UPDATE YOUR ALARM SYSTEM

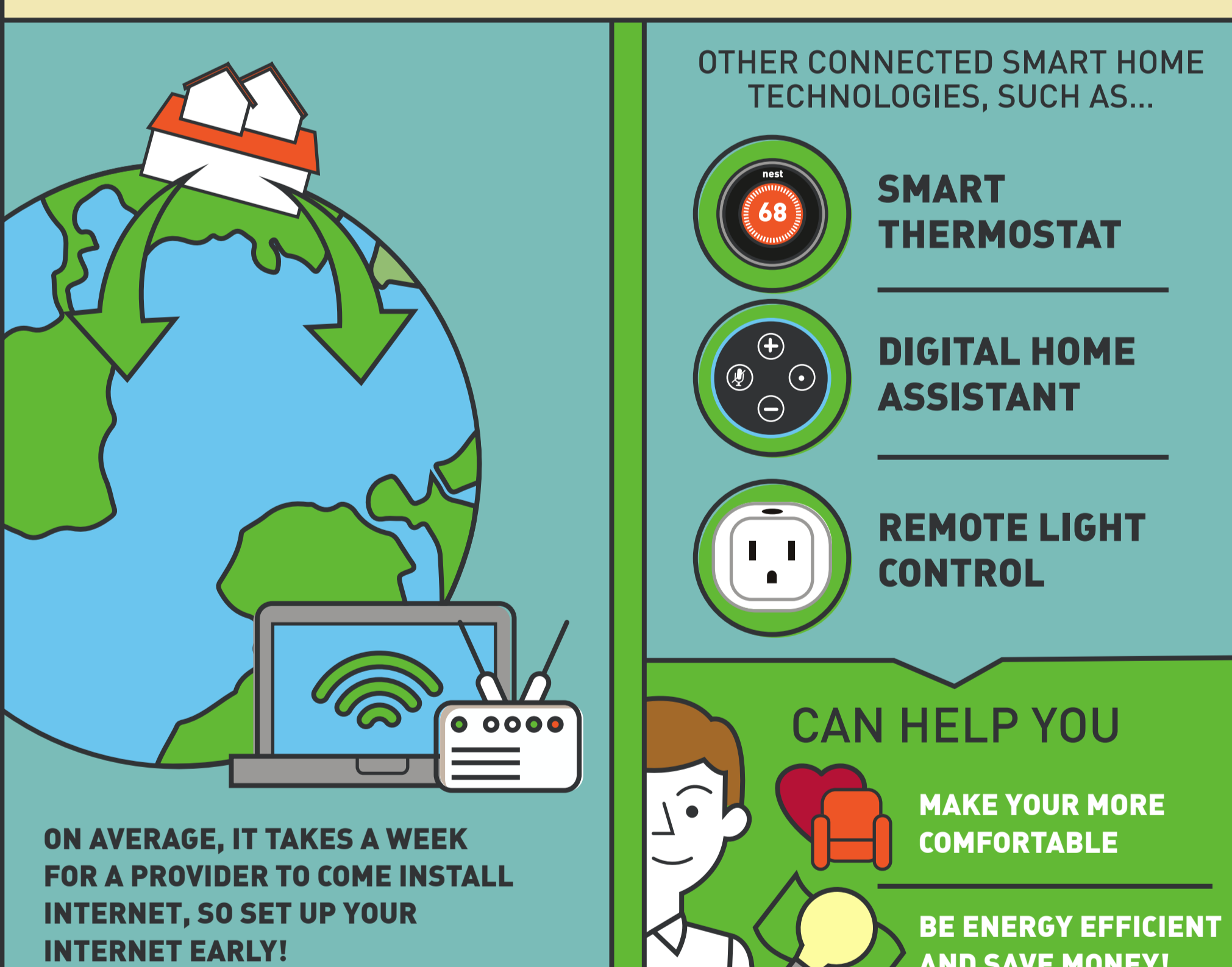
TIP:

TRY A SMART HOME SECURITY SYSTEM TO ENSURE YOUR NEW HOME IS SAFE, EVEN WHEN YOU'RE NOT THERE! TO DO THAT, YOU NEED TO...

6.

SET UP YOUR INTERNET

Your home is your sanctuary, but you don't want it to be completely cut off from the world!



OTHER CONNECTED SMART HOME TECHNOLOGIES, SUCH AS...

SMART THERMOSTAT

DIGITAL HOME ASSISTANT

REMOTE LIGHT CONTROL

CAN HELP YOU

MAKE YOUR MORE COMFORTABLE

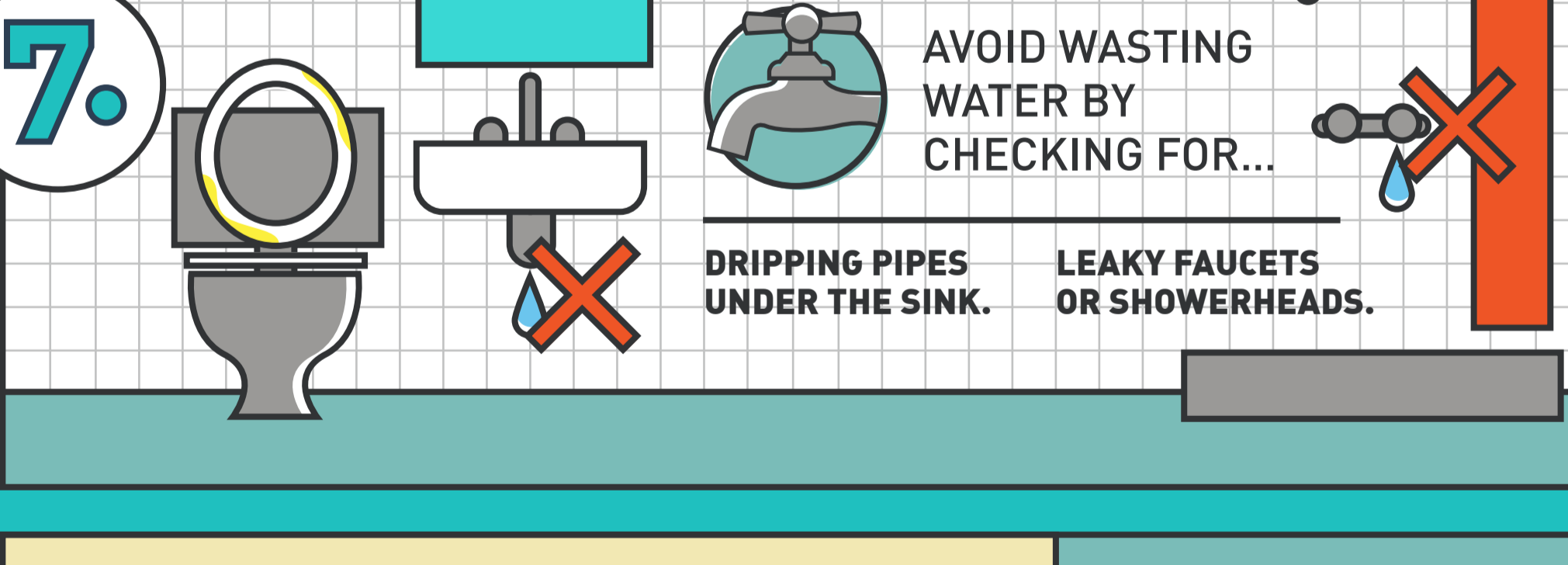
BE ENERGY EFFICIENT AND SAVE MONEY!

ADD THE FINISHING TOUCHES!

7.

SPRUCE UP YOUR BATHROOM

Take off your toilet seats to get a deep clean (or replace them altogether!)



AVOID WASTING WATER BY CHECKING FOR...


DRIPPING PIPES UNDER THE SINK.

LEAKY FAUCETS OR SHOWERHEADS.

8.

HANG YOUR WALLS

Hang family photos first, then your art.



DON'T HANG ANYTHING BIG UNTIL YOU HAVE...

UNPACKED

PLACED YOUR FURNITURE

9.

PAINT YOUR FRONT DOOR

Fresh paint can go a long way to liven up a house.



RATHER THAN PAINT YOUR WHOLE HOUSE, PICK A NEW COLOR FOR YOUR FRONT DOOR!

10.

MEET YOUR NEIGHBORS!



CONGRATS, YOUR NEW HOUSE IS NOW YOUR HOME... NOW IT'S TIME TO MAKE YOUR STREET YOUR COMMUNITY!

SOURCES

<https://www.houselogic.com/buy/moving-in/things-to-do-when-moving-into-new-home/>

<http://www.goodhousekeeping.com/home/organizing/tips/a26284/make-new-house-feel-like-home/>