

Fun Activities

with Candy to Keep Kids Busy this Summer

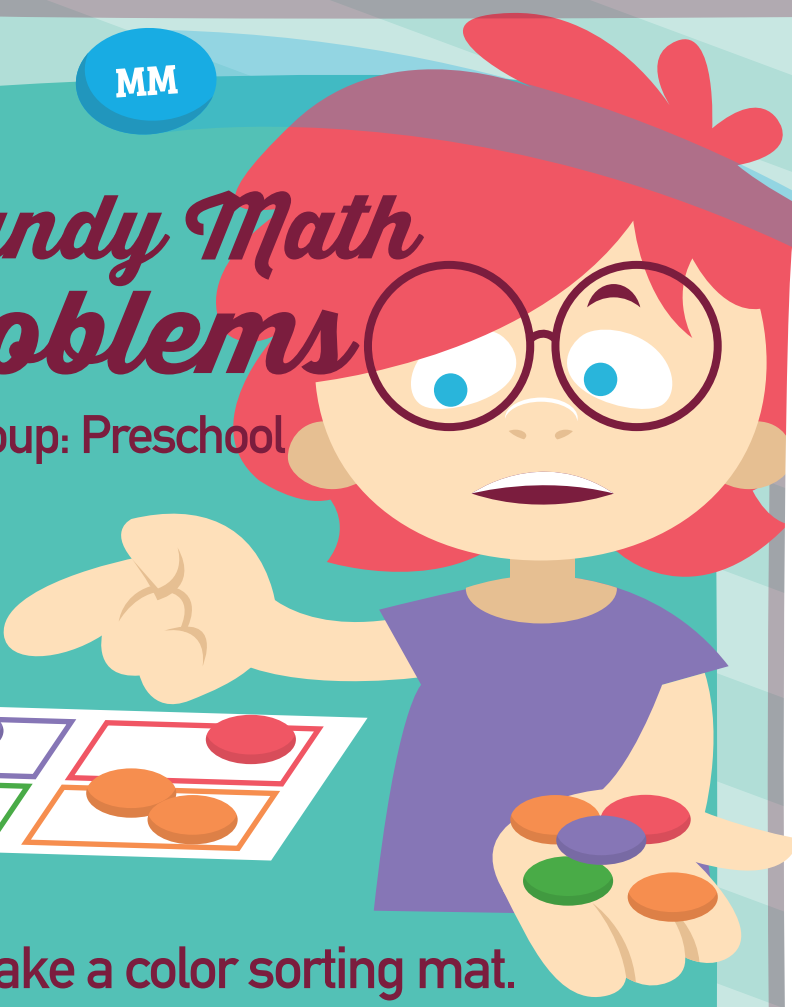


Don't let your child get bored this summer! Find unique ways to stimulate their brain using their favorite food... **candy!**

MM

Candy Math Problems

Age group: Preschool



1. Make a color sorting mat.
2. Have kids sort a candy, like Skittles, into different groups.
3. Count each color!
4. For older kids, make graphs of the different kinds of candy.

Candy Pencil Catapult

Age group: K - 5th grade



WHAT YOU NEED:

Pencils, plastic spoon, rubber bands



Candy Science Experiments


Age group: 3rd - 12th

Candy Art Projects

Age group: K - 8th

Candy Mosaics

What you need: a design, candies like chewies, jelly beans, or licorice



Print out a design and have kids create a mosaic with candy.

Candy Cookies

What you need: cookie dough, candies like gumdrops, chocolates, or cinnamon candies




Make cookie dough and have kids create designs with candy.

Floating Letters

Drop M&Ms or Skittles in warm water.

"M"s and "S"s will float to the top.



Acid Test

Fill a cup with water and a spoonful of baking soda.

Drop in a **Sour Candy.**



The sour acid will react with the baking soda.



What are you waiting for? Get your Candy On and start having fun with the whole family! Just don't let the dog into the **chocolates...**

Sources

- <http://frogsandsnailsandpuppydogtail.com/10-candy-activities-kids-love-by-mamas-like-me/>
- <http://www.mamaslikeme.com/2012/11/candy-math-for-preschoolers.html>
- <http://frugalfun4boys.com/2013/10/11/candy-corn-catapults/>
- <http://www.mamamiss.com/2013/10/10/starburst-candy-mosaic/>
- <http://www.mamaslikeme.com/2011/11/candy-experiments.html>