







Daily Routine

Here's the overview of your daily routine during next few weeks.



-  Containment Collar on in morning
check collar tightness of containment collar on dog.
-  Walk dog in yard
bring leashed dog no closer than 2' to flags
-  Dog back inside for morning meal
bring him back inside to eat.
-  Bring dog out
Into yard 10-12x/daily only 3-5 minutes each time.
-  Remove collar
remove the containment collar each night.
Check underside of dogs neck for any potential irritation

Overview and Frequently Asked Questions

Overview

Remember you're the 'good guy' with the dog. You take the dog into the yard for frequent walking patterns in the yard. Your purpose is to teach him that the yard is a safe place (no shocks). So, remember keep him a few feet from the containment flags at all times. Walk "V" pattern from house to within 2' of flags.



Leash



- ⊗ Must- fixed leash NO retractable or long leash for now. Six foot flat leash.
- ⊗ Attach walking leash to his regular collar flat collar. Never attach leash to containment collar.
- ⊗ NO Choke, Pinch or Gentle leader in yard during training



Containment Collar

- ⊗ Place the containment collar on the dog first thing in morning.
- ⊗ Remove OFF EVERY night. Keep out of reach of dog.
- ⊗ SNUG up the containment collar so that it won't easily move on dogs neck. If it can move with a gentle tug then it won't consistently work and this will confuse the dog
- ⊗ Collar warning tone- you won't hear it. Dog will when he Crosses the flagged area not before. So remember keep him 2 feet from flags when walking him in the yard.

What If My Dog Is Afraid?




A dog not wanting to walk in the yard or preferring to stick close to the house is normal early in the training. Get him comfortable outside by kneeling and calling him to you holding leash and repeating Bringing a fearful dog back inside will lessen his desire to go back out



Leaving The Yard?

The ONLY way for dog to leave property is in the car. First remove the containment collar, put dog on leash into the car and drive him OUT of the area so he can't see your house before taking him out of the car for a walk

Walk Outs- When?



Six weeks period can we do this so it doesn't confuse him? Absolutely! We'll send you the walk out instructions at the appropriate time. You should drive him out until then.



Myth Buster

Never assume that your dog will stay in yard without his containment collar on him and properly fitted. Think of the dog's containment collar like a seat belt on your child. You would never put your child in the car without it, would you?

Containment Collar on Every Time

Any Questions?



Call



Email

TEXT YOUR TRAINER

We're here to help your dog and you achieve containment success as quickly as possible